



DRAGONET

WHAT IS DRAGONET


INNOVATIVE CONTINUOUS CYCLE SYSTEM

Dragonet operates with an innovative and revolutionary continuous cycle system.

Dragonet does not have any tanks to fill: with just five balls, you can train for hours without ever having to stop to pick up any. The special structure locks and channels the balls efficiently, allowing the player to focus exclusively on training.

NO LONGER BOUND BY SURFACE

The integrated rebound platform optimizes bounce and ensures the possibility to play in places never before imagined: from the garden to the beach or even in the mountains on the snow. Surface is no longer a constraint; training your tennis or padel has never been easier.



EXPERIENCE YOUR POWER

They talked about Dragonet:



la Repubblica



SPORTface




TRAIN IN SMALL SPACES

The space one imagines when thinking of a training machine is inevitably the court. With Dragonet, in just 4x5 meters, you can train wherever you prefer.

The collection structure can be assembled in just 10 minutes and without the use of any equipment, while the trolley system makes moving the machine easy.

From your home terrace to the garage, Dragonet adapts to every player's needs and spaces.



WHAT THEY THINK ABOUT DRAGONET



Juan Carlos Ferrero, former world number one and winner of the 2003 Roland Garros, ATP Coach of the Year 2022.

"It's been incredibly surprising to realize how you can improve your skills and your game with Dragonet."

"With the machine, you can decide where to hit, how to move, and choose the right spin. The feeling you get when training is definitely realistic."

JUAN CARLOS FERRERO

STARTER

STARTER



THE PERFECT WAY TO BEGIN

With Starter, you have all the features of Dragonet in an even smaller space: its structure of only 2.5m makes it perfect for every garage or sports equipment store.

Shot settings are controlled through three knobs that have 10 levels of adjustment. You can select and modify spin, playing distance, and launch frequency. Spin adjustment allows you to hit a backspin, a ball without rotation, or a very aggressive topspin. The selectable playing distance ranges from a minimum of 4 meters to a maximum of 9 meters.

The frequency can be adjusted from 1.8 seconds to 3.4 seconds. With Starter's one-directional launch system, you will also work on your athletic preparation: to alternate between forehand and backhand, you will need to focus on your movements and shot preparation speed.

Adjust the inclination of the platform to work on overhead shots: volleys, bandejas, viboras, and smashes have never been easier to train.

The operation is straightforward: select the launch settings, launch three balls to the net, and begin your session.

Training has never been so easy and immediate!



PRO

TRAIN WITHOUT LIMITS

With Dragonet Pro, you have the best of technology for padel and tennis training.

Customize every session through the touchscreen display by setting the number and type of shots, spin, playing distance, and launch frequency. Pro's automated multidirectional launch system allows you to alternate all shots horizontally and vertically. By adjusting the platform's inclination, you can simulate high lobs up to 6m, training bandejas and smashes as well.

Your training has never been so versatile: work on your execution speed with High-Intensity Training (HIT) exercises, or focus on athletic preparation thanks to adjustable frequency, up to 10 seconds.

CONTROL DISPLAY

With the touch-screen display, you can easily set up your workouts.

WARNING LEDs


The two programmable LEDs notify the player: the ball's direction and the correct timing for shot preparation.





SPIN

With Dragonet, you have the option to set the spin according to your gameplay needs. Whether from the display or the specific knob, you can choose from 10 different adjustment levels, ranging from a backspin to a non-rotating ball, up to a very aggressive topspin.



BACKSPIN

FLAT BALL

TOP SPIN



DIRECTION

SHOT DIRECTION

From the touchscreen display, you can set the direction of the shot: forehand, backhand, or center.

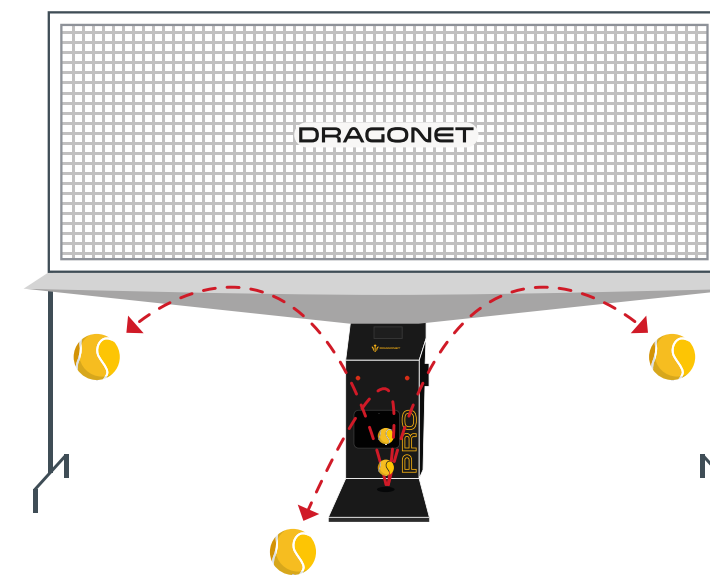
These directions can be set individually (e.g., only backhand) or alternated in any combination (e.g., two forehands, three backhands).

LAUNCH ANGLE

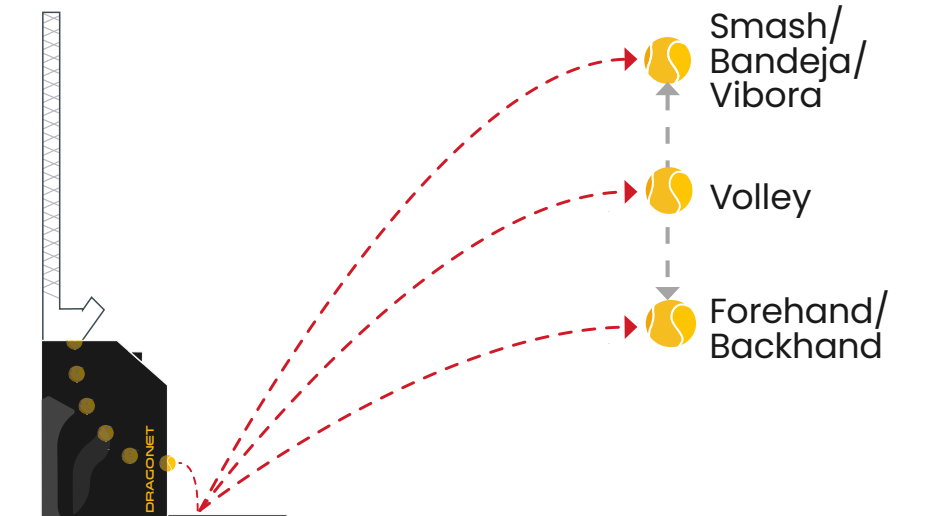
Dragonet allows you to vary the trajectory's height as well. Switch from a low ball to a high lob.

With the support positioned under the rebound platform, you can simulate lobs up to 6m in height to hit smashes and bandejas.

HORIZONTAL
BACKHAND | CENTRAL | FOREHAND



VERTICAL
SMASH | VOLLEY | FOREHAND/BACKHAND



FREQUENCY

The launch frequency is fully customizable. Thanks to a fine adjustment of 0.2 seconds, you can focus on both technical and athletic aspects, with the possibility of slowing the pace between each ball. You can integrate your training with tools like proprioceptive platforms, ladders, and cones."



MAXIMUM FREQUENCY



MINIMUM FREQUENCY




One ball thrown every

One ball thrown every

1,8
seconds

10
seconds

3,4
seconds

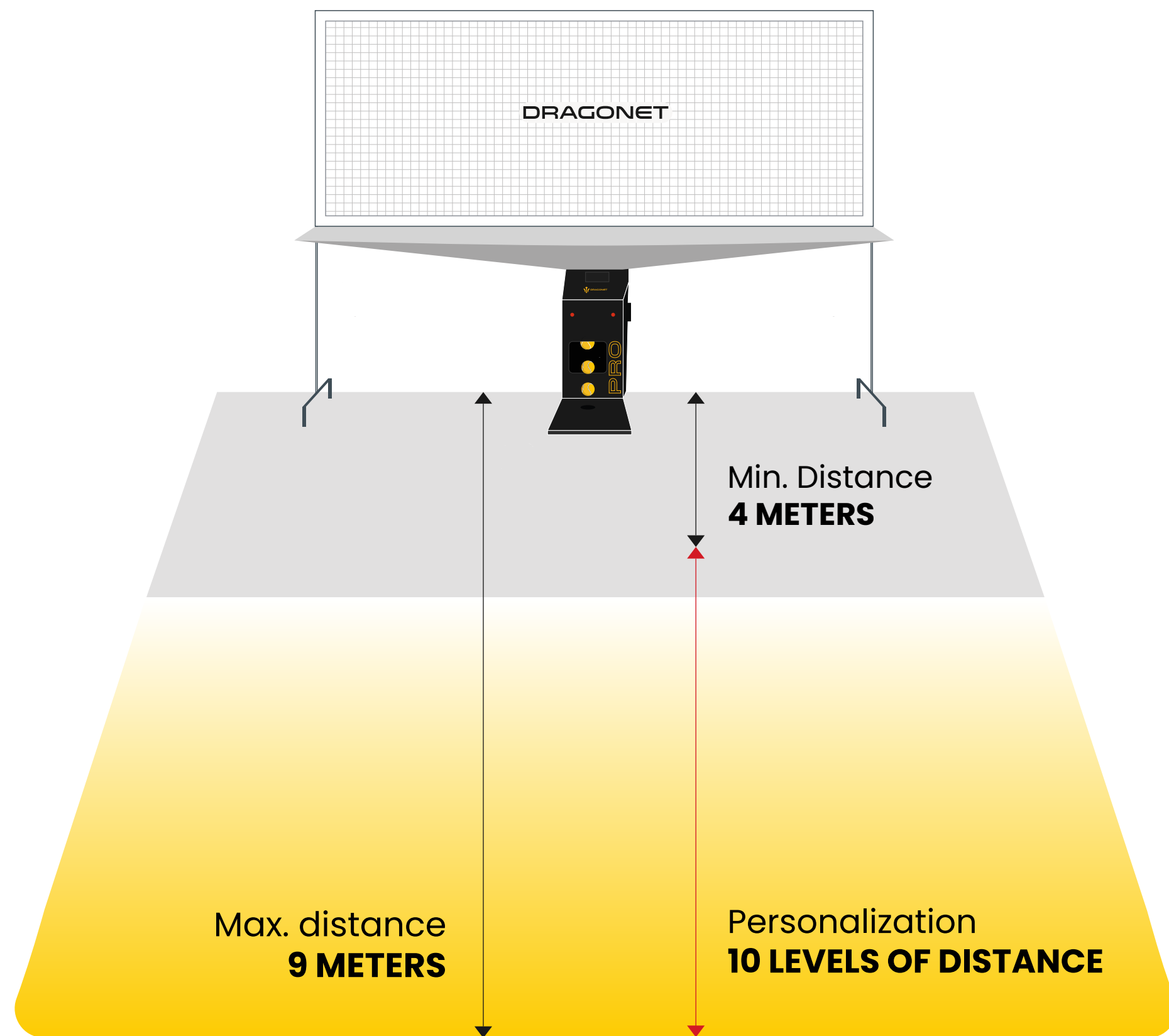




DISTANCE

Every space is perfect for improving your padel or tennis.

You'll have 10 levels of adjustment to vary the playing distance from a minimum of 4 meters to a maximum of 9 meters.



MODELS



Controls	Knobs	Touchscreen Display
Adjustable Spin	✓	✓
Adjustable Distance	✓	✓
Adjustable Shooting Frequency	✓	✓
Supported balls: orange, mid, regular	✓	✓
Smash	✓	✓
Ball-collecting Structure	✓	✓
Bouncing Plate	✓	✓
Surface Adaptability	✓	✓
Trolley for Transporting the Machine	✓	✓
Led timing		✓
Statistics		✓
Shots Counter		✓
Remote Control		✓
Number of Shots Selection		✓
Automated Volée		✓
Shooting Direction Adjustment		✓
Automated Trajectory Height		✓
Structure size H/W/D in cm	200x250x50	215x300x50

WWW.DRAGONET.IT

